



SUSTAINABLE DEVELOPMENT GOALS



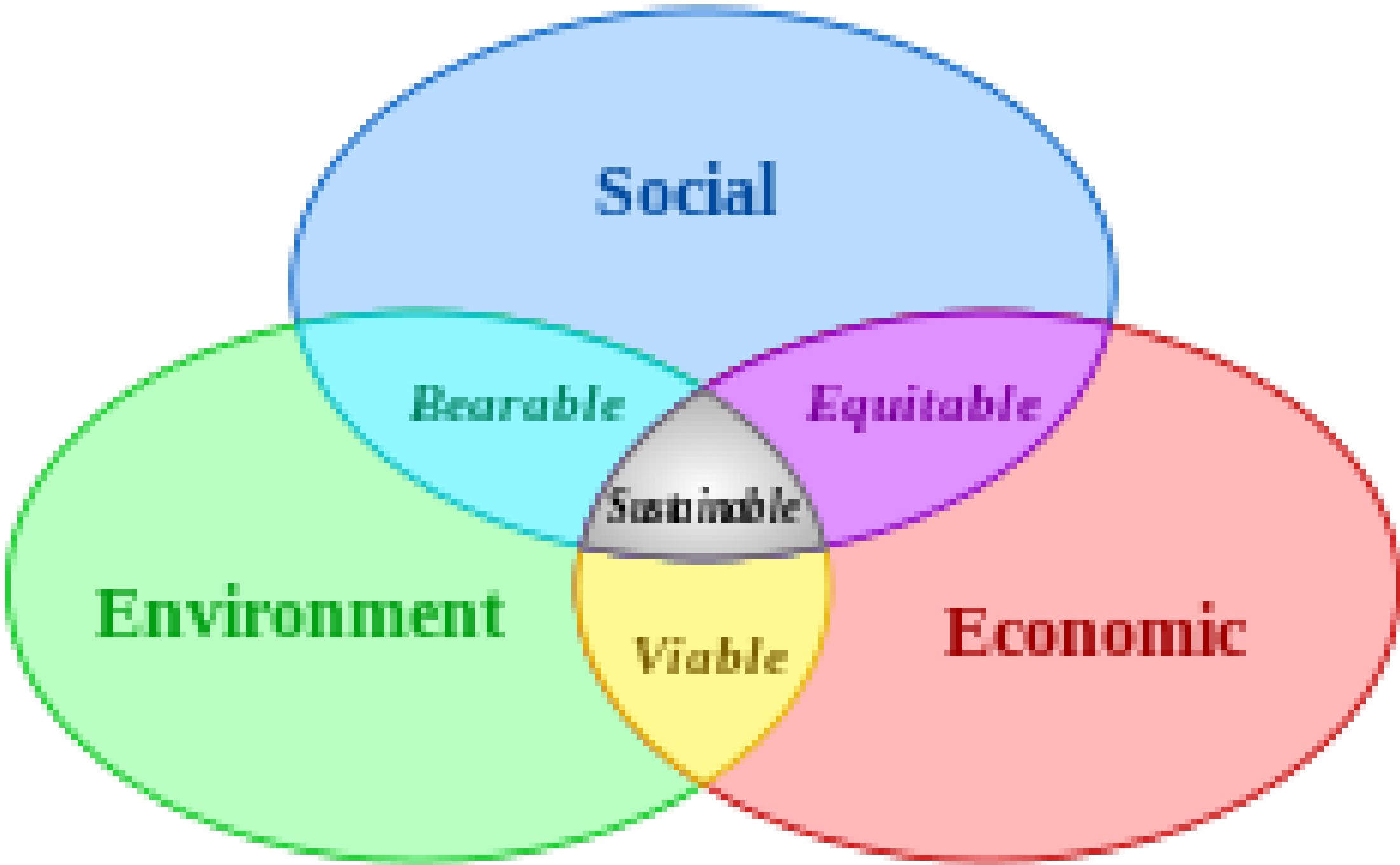
Michael Ewing

Coordinator

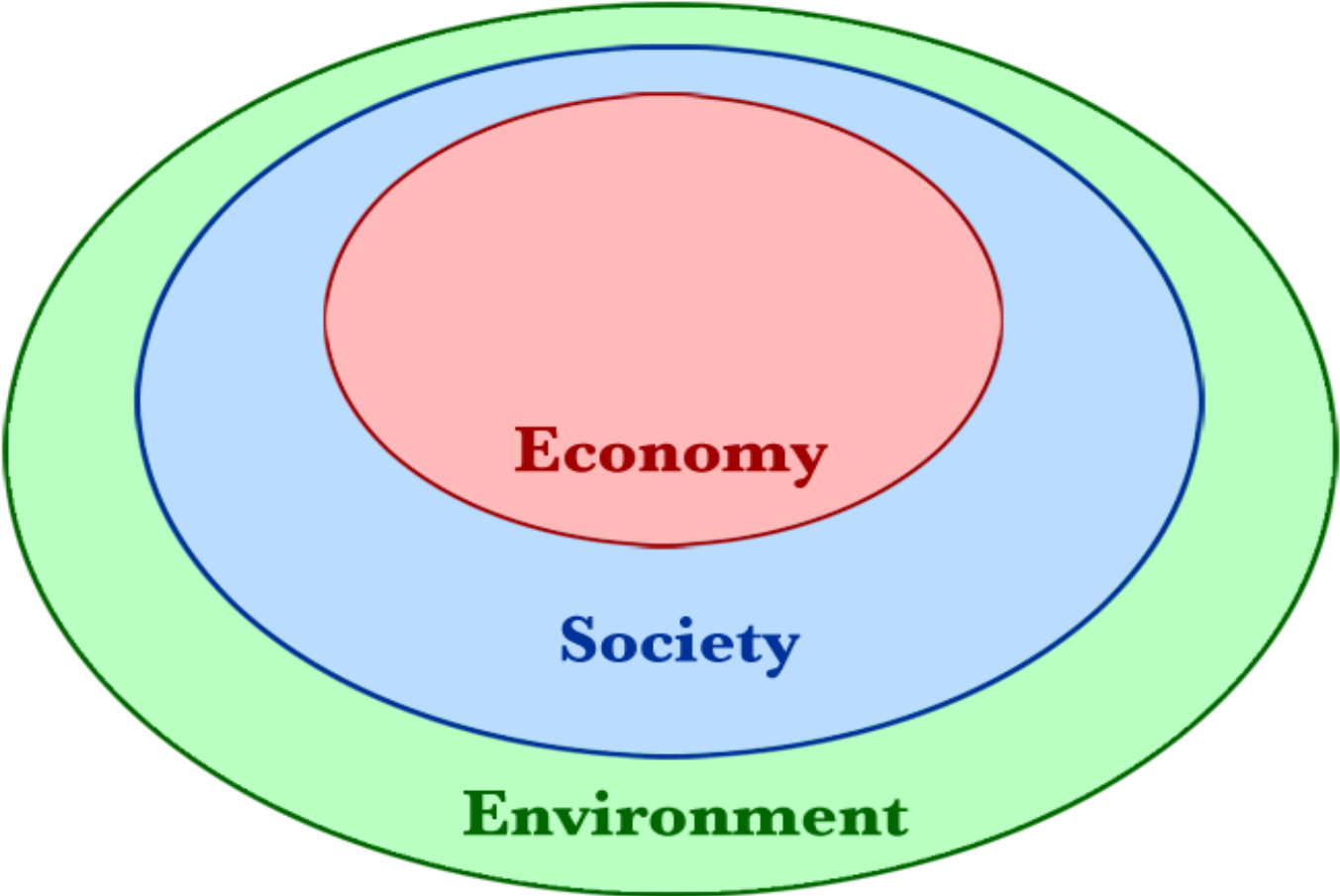
The Environmental Pillar

Sustainable Development

is the organizing principle for meeting human development needs for this and future generations while at the same time sustaining the ability of natural systems to provide the natural resources and ecosystem services upon which the economy and society entirely depend.



The Real World



SUSTAINABLE DEVELOPMENT GOALS



Agriculture & Food Systems



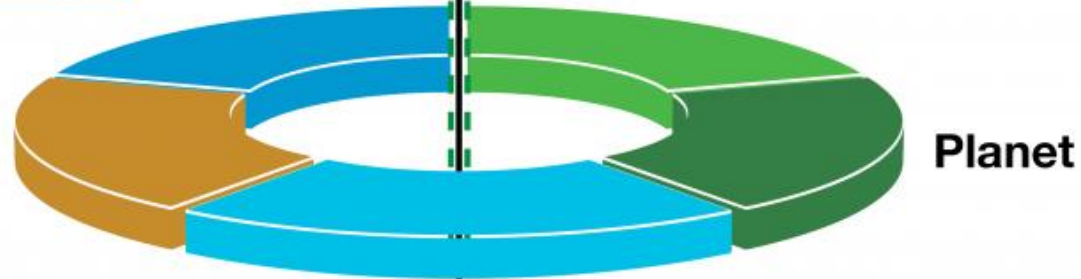
7 HYDRONEERING AND CLEAN ENERGY 7.1 7.2 7.3 7.4 7.5	8 DECENT WORK AND ECONOMIC GROWTH 8.4 8.5	9 INDUSTRY, INNOVATION AND INFRASTRUCTURE 9.3 9.4
10 REDUCED INEQUALITIES 10.1	11 SUSTAINABLE CITIES AND COMMUNITIES 11.4 11.5	



2 ZERO HUNGER 2.1 2.2.a 2.2.b 2.2.c 2.3 2.4 2.5	3 BETTER HEALTH AND WELL-BEING 3.4 3.9	4 QUALITY EDUCATION 4.7
1 NO POVERTY 1.4 1.5	5 GENDER EQUALITY 5.a	16 PEACE, JUSTICE AND STRONG INSTITUTIONS 16.6 16.7 16.8



6 CLEAN WATER AND SANITATION 6.1 6.a 6.3 6.b 6.4 6.5 6.6	12 RESPONSIBLE CONSUMPTION AND PRODUCTION 12.2 12.a 12.3 12.c 12.4 12.6 12.8	13 CLIMATE ACTION 13.1 13.a 13.2 13.b
14 LIFE BELOW WATER 14.1 14.a 14.2 14.b 14.5 14.c 14.6 14.7	15 LIFE ON LAND 15.1 15.2 15.3 15.4 15.5 15.8 15.9	



Environment in the SDGs

	TARGETS										Review	
	1	2	3	4	5	6	7	8	9	10		
Goal 1	1.1	1.2	1.3	1.4	1.5							2017
Goal 2	2.1	2.2	2.3	2.4	2.5							2017
Goal 3	3.1	3.2	3.3	3.4	3.5	3.6	3.7	3.8	3.9			2017
Goal 4	4.1	4.2	4.3	4.4	4.5	4.6	4.7					2019
Goal 5	5.1	5.2	5.3	5.4	5.5	5.6						2017
Goal 6	6.1	6.2	6.3	6.4	6.5	6.6						2018
Goal 7	7.1	7.2	7.3									2018
Goal 8	8.1	8.2	8.3	8.4	8.5	8.6	8.7	8.8	8.9	8.10		2019
Goal 9	9.1	9.2	9.3	9.4	9.5							2017
Goal 10	10.1	10.2	10.3	10.4	10.5	10.6	10.7					2019
Goal 11	11.1	11.2	11.3	11.4	11.5	11.6	11.7					2018
Goal 12	12.1	12.2	12.3	12.4	12.5	12.6	12.7	12.8				2018
Goal 13	13.1	13.2	13.3									2019
Goal 14	14.1	14.2	14.3	14.4	14.5	14.6	14.7					2017
Goal 15	15.1	15.2	15.3	15.4	15.5	15.6	15.7	15.8	15.9			2018
Goal 16	16.1	16.2	16.3	16.4	16.5	16.6	16.7	16.8	16.9	16.10		2019
Goal 17 (1)	17.1	17.2	17.3	17.4	17.5	17.6	17.7	17.8	17.9	17.10		yearly
Goal 17 (2)	17.11	17.12	17.13	17.14	17.15	17.16	17.17	17.18	17.19			yearly

Ireland and the SDGs

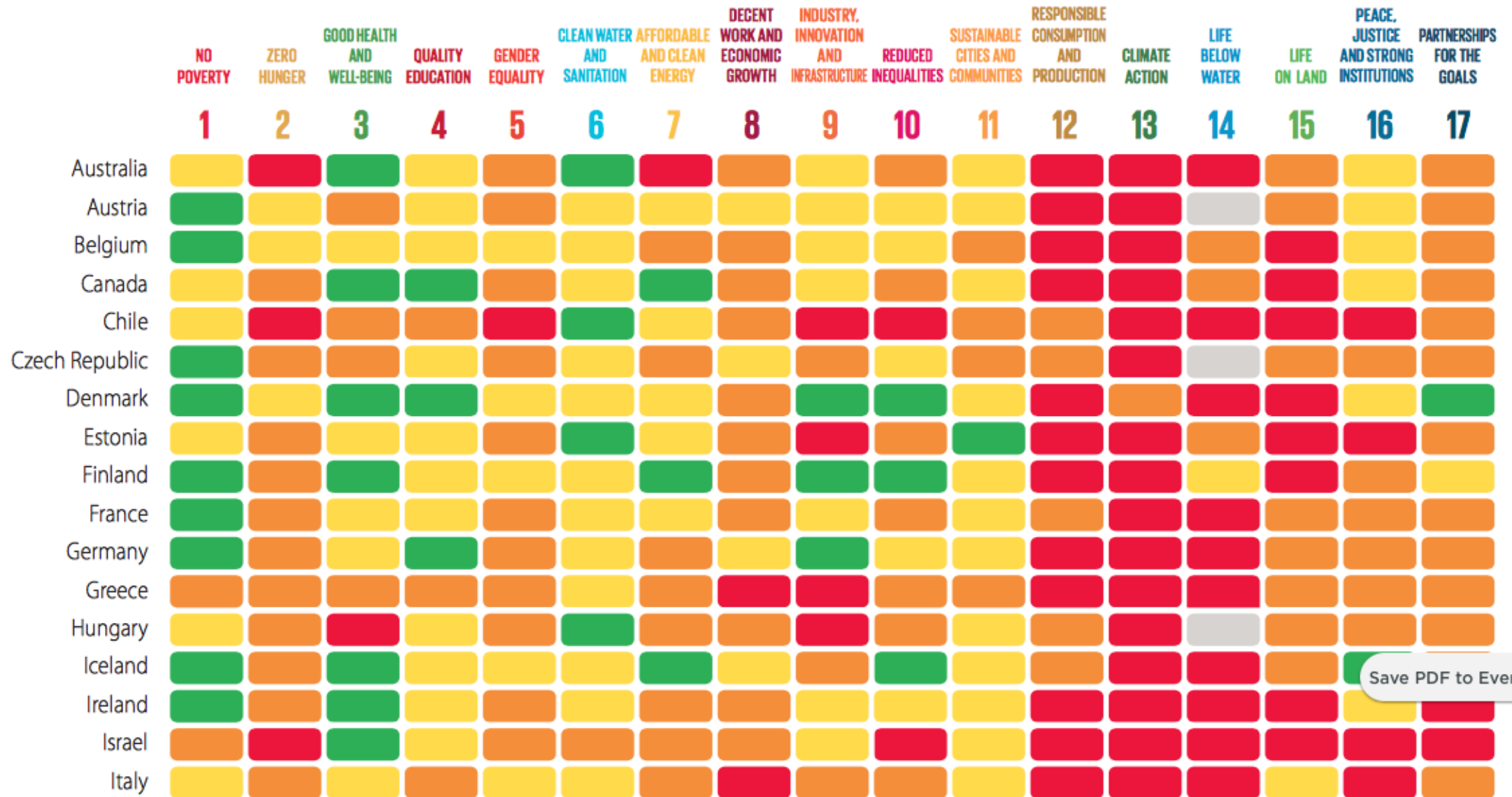
▼ COMPARISON WITH OTHER DEVELOPMENT METRICS

	GLOBAL RANK	SCORE OR VALUE	REGIONAL AVERAGE
GDP per capita, PPP (2015)	7/153	US\$ 61,378	US\$ 38,362
Subjective Wellbeing (2016)	13/133	70.0	66
Environmental Performance Index (2016)	19/155	86.6	84.5
Human Development Index (2016)	8/157	92.3	88.7
Global Competitiveness Index (2016/17)	21/134	74.0	71.4
Global Peace Index (2016)	12/149	71.3	67.1

▼ SDG DASHBOARD



Figure 3 | SDG Dashboard for OECD countries



Save PDF to Evernote



Trade Unions
Development Sector
Domestic Social Inclusion/Justice NGOs
Environmental Pillar
Academics

Public Participation Networks

Vision for the Wellbeing of This and Future Generations

Incorporating the SDGs

Local Government

Engagement with and delivery of the SDGs


An important role for SIPTU & IMPACT

The Real Bottom Line

13 CLIMATE
ACTION



14 LIFE BELOW
WATER



15 LIFE
ON LAND





Environmental Pillar



Thank You

Go raibh maith agaibh

www.environmentalpillar.ie